






Hapton CE Methodist Primary School - Year 2 Autumn 2 Knowledge Organiser

History - What was Hapton School like in the past?

I will lift up my eyes to the hills, where does my help come from? My help comes from the Lord, the maker of heaven and earth."

Psalm 121 v 1-2

<p style="text-align: center;">What should I know ...</p> <p>I should know how to tell the difference between past and present. I should be able to show that I understand the past in different ways.</p> 	<p style="text-align: center;">I will be taught facts on...</p> <p>I will learn that Hapton School has been here for over a hundred years. I will learn that the school building, and what is taught in it, has changed over time. I will learn that information about schools can be found out in many different ways. I will learn that important national events have happened during the life of Hapton and these can be shown on a timeline.</p> 	<p style="text-align: center;">Key Questions ...</p> <ul style="list-style-type: none"> What was Hapton School like in the past? Looking at photos, what has changed since the 1950's? What could I ask adults who used to come to Hapton as children? How many ways could I find out about schools in the past? How was Hapton School in the past different or similar to our school today? 														
<p style="text-align: center;">Key Vocabulary and Definition...</p> <table border="1" style="width: 100%; border-collapse: collapse;"> <tr> <td style="width: 20%;"></td> <td></td> </tr> <tr> <td>Desk</td> <td>This was a piece of furniture where you could work and which held books, paper and pens.</td> </tr> <tr> <td>Blackboard</td> <td>This was a smooth, black board which could be written on with chalk.</td> </tr> <tr> <td>Bell</td> <td>This was a bell which was rung by hand and was used to bring children in from the playground</td> </tr> <tr> <td>Slate</td> <td>This was a piece of slate, set in wood which was used to write on</td> </tr> <tr> <td>Abacus</td> <td>This was a counting frame which used beads</td> </tr> <tr> <td>Marbles</td> <td>This was a game which children played in the past.</td> </tr> </table>			Desk	This was a piece of furniture where you could work and which held books, paper and pens.	Blackboard	This was a smooth, black board which could be written on with chalk.	Bell	This was a bell which was rung by hand and was used to bring children in from the playground	Slate	This was a piece of slate, set in wood which was used to write on	Abacus	This was a counting frame which used beads	Marbles	This was a game which children played in the past.	<p style="text-align: center;">Key skills...</p> <ul style="list-style-type: none"> To recognise the difference between past and present in their own and other people's lives To use sources to ask and answer simple questions about the past To understand some of the basic ways the past can be represented 	<p style="text-align: center;">Web links ...</p> 
Desk	This was a piece of furniture where you could work and which held books, paper and pens.															
Blackboard	This was a smooth, black board which could be written on with chalk.															
Bell	This was a bell which was rung by hand and was used to bring children in from the playground															
Slate	This was a piece of slate, set in wood which was used to write on															
Abacus	This was a counting frame which used beads															
Marbles	This was a game which children played in the past.															