

YR4 PLACE VALUE KNOWLEDGE ORGANISER

Key Concepts

- Roman Numerals to 100
- Rounding to the nearest 10, 100 and 1000
- Counting in 25s and 1000s
- Recognising the place value of each digit in a four digit number
- Partitioning
- Comparing and ordering numbers
- 1000 more or less
- Negative numbers

Key Vocabulary

- increase/decrease
- rounding
- nearest
- negative number
- compare
- order
- digit
- sequence
- place value
- ones, tens, hundreds, thousands



Rounding

Rounding to the nearest 10

To round a number to the nearest 10, you should look at the ones digit. If the ones digit is 5 or more, round up. If the ones digit is 4 or less, round down.



In the number **427**, the ones digit is the **7**. **7** rounds up so **427 rounds up to 430**.

Rounding to the nearest 100

To round a number to the nearest 100, you should look at the tens digit. If the tens digit is 5 or more, round up. If the tens digit is 4 or less, round down.



In the number **328**, the tens digit is the **2**. **2** rounds down so **328 rounds down to 300**.

Rounding to the nearest 1000

To round a number to the nearest 1000, you should look at the hundreds digit. If the hundreds digit is 5 or more, round up. If the hundreds digit is 4 or less, round down.



In the number **1532**, the hundreds digit is the **5**. **5** rounds up so **1532 rounds up to 2000**.

Place Value of Digits

Place value helps us know the value of a digit, depending on its place in the number.

TH	H	T	O
4	8	2	5

In the number above, the 4 digit is in the thousands place so it really means 4000.

The 8 digit is in the hundreds place so it really means 800.

The 2 digit is in the tens place so it really means 20.

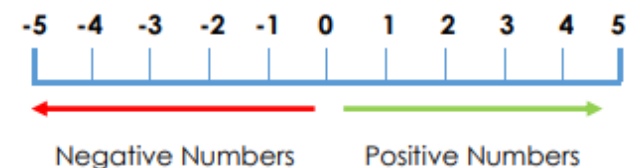
The 5 digit is in the ones place so it means 5.

Negative Numbers

If you count backwards from zero, you reach negative numbers.

Positive numbers are any numbers **more than** zero e.g. 1, 2, 3, 4, 5.

Negative numbers are any numbers **less than** zero e.g. -1, -2, -3, -4, -5.



YR4 PLACE VALUE KNOWLEDGE ORGANISER

Roman Numerals

I = 1	X = 10
II = 2	XX = 20
III = 3	XXX = 30
IV = 4	XL = 40
V = 5	L = 50
VI = 6	LX = 60
VII = 7	LXX = 70
VIII = 8	LXXX = 80
IX = 9	XC = 90
X = 10	C = 100

Counting in 25s and 1000s

Counting in 25s

25, 50, 75, 100, 125, 150, 175, 200



I notice a pattern when counting in 25s. There are 4 lots of 25 in a hundred.

Counting in 1000s

1000, 2000, 3000, 4000, 5000

I notice a pattern. I'm adding 1 to the thousands digit.



1000 More or 1000 Less

To find 1000 more or less than a number, you first need to find the digit in the thousands place.



TH	H	T	O
5	6	3	9

Finding 1000 more will increase the thousands digit by 1. So in this example, the 5 will become a 6. **1000 more than 5639 is 6639.**

Finding 1000 less will decrease the thousands digit by 1. So in this example, the 5 will become a 4. **1000 less than 5639 is 4639.**



I've noticed that the hundreds, tens and ones digits didn't change.

TTH	TH	H	T	O
0	9	6	3	9

Finding 1000 more when the number has a 9 in the thousands place is slightly different. Adding 1 to the thousands place would give 10, so to show that, the ten thousands increases by 1 and a 0 is put in the thousands place. **1000 more than 9639 is 10, 639.**

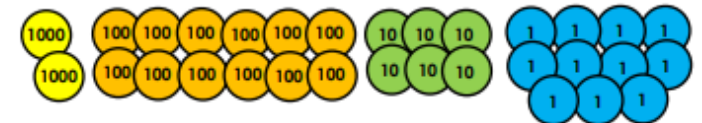
Partitioning

Numbers can be partitioned (broken apart) in more than one way...

$$3271 = 3000 + 200 + 70 + 1$$



$$3271 = 2000 + 1200 + 60 + 11$$



$$3271 = 3000 + 100 + 170 + 1$$



Ordering and Comparing Numbers

When we put numbers in order, we need to compare the value of their digits.

3518

3736

2845

First, look at the thousands digits in each number. 2 is the smallest thousand digit so 2845 is the smallest number. The other two numbers both have a 3 in the thousands place so we then need to compare the hundreds digit. 5 is smaller than 7 therefore 3518 is smaller than 3736.

We can compare numbers using symbols:

< = less than and > = greater than

$$2845 < 3518$$

$$3736 > 3518$$

YR4 ADDITION AND SUBTRACTION KNOWLEDGE ORGANISER

Key Concepts

- Add and subtract 1s, 10s, 100s and 1,000s
- Add and subtract numbers mentally
- Add and subtract numbers using formal written methods
- Estimate answers

Key Vocabulary

- add/addition
- subtract/subtraction
- calculate/calculation
- mental calculation
- written method
- operation
- total
- amount
- exchange
- regroup



Addition and Subtraction Vocabulary

add total combined more
increase plus altogether sum



minus take away reduce less than
difference decrease fewer than



Add and Subtract 1s, 10s, 100s, and 1,000s

TH	H	T	O
2	6	3	8



If I add ones to a number, I need to add it to the digit in the ones column.

The same applies if you are adding tens, hundreds or thousands - you add to the digit in that place value column.



If I add a multiple of 100 to the number above, the tens and ones will not change. The thousands will only change when the hundreds totals more than 9.

Estimate Answers

Estimating means to get a rough idea of an answer. We can use estimation to help us check if an answer to a calculation is correct.

I am calculating $3,478 + 2,983$.
I think the answer is 4,461.




I am also calculating $3,478 + 2,983$.
I think the answer is 6,461.

Millie and Darcey could check their answers by doing the calculation again. However, if they have made a mistake, they may just make the same mistake again.

Instead, they could use **rounding** to check if their answer is correct.

We can round the numbers to the nearest hundred. So $3,478 + 2,983$ becomes $3,500 + 3,000$.



$$3,500 + 3,000 = 6,500.$$

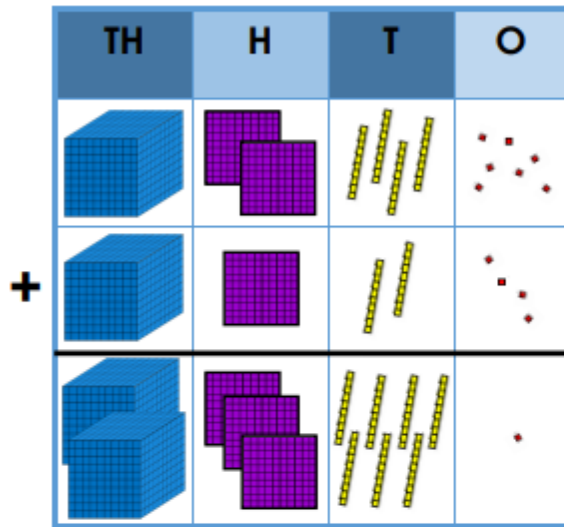
Now we compare our estimate to the actual answers given. The answer 6,461 is very close to the estimate of 6,500 so that tells us it is more likely to be correct.



YR4 ADDITION AND SUBTRACTION KNOWLEDGE ORGANISER

Addition - Formal Written Methods

Using base 10 to show column addition:



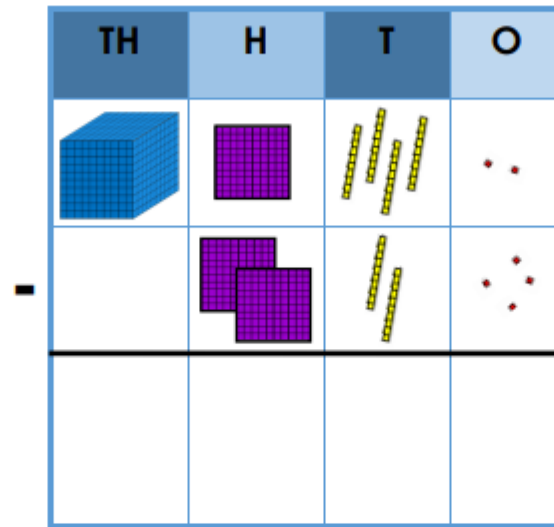
	1	2	4	7
+	1	1	2	4
	2	3	7	1

1

With column addition and subtraction, you must always start the calculation with the column on the right. $7 + 4$ is 11. We can not put 11 in the ones column so a ten is placed under the tens column and the one is placed in the ones column. We then add the extra ten when we add that column.

Subtraction - Formal Written Methods

Using base 10 to show column subtraction:



	1	1	4	2
-		2	2	4

In the ones column, we don't have enough ones to subtract 4 from 2. To complete the calculation, we need to exchange a ten for ten ones.

To show this, the 4 is changed to a 3 because we now have 3 tens. The 2 becomes a 12. 42 is the same as $30 + 12$. We still have the same amount, but it has been regrouped. Now, we can start subtracting.

$12 - 4 = 8$ so 8 is written in the ones column.

In the tens column, $3 - 2 = 1$ so 1 is written in the tens column.

		1	1	4 ³	12
-			2	2	4
				1	8

Looking at the hundreds column, we do not have enough to subtract 2 from 1. We need to exchange the thousand for ten hundreds. To show this, the 1 (thousand) is changed to a 0 as we now have 0 thousands. The 1 (hundreds) becomes an 11. 11 hundreds is the same as 1 thousand and 1 hundred. Now, we can finish the subtraction. $11 - 2 = 9$.

	1 ⁰	1	1 ³	12	
-			2	2	4
		9	1	8	



Year 4

YR4 MULTIPLICATION AND DIVISION KNOWLEDGE ORGANISER

Key Concepts

- Recall multiplication and division facts for multiplication tables up to 12×12 .
- Multiply together three numbers.
- Multiply two-digit and three-digit numbers by a one-digit number using formal written layout.
- Divide two-digit and three-digit numbers by a one-digit number.

Key Vocabulary

- multiply/multiplication
- divide/division
- calculate/calculation
- mental calculation
- written method
- operation
- remainder
- factor/factor pairs
- efficient
- exchange
- commutative law



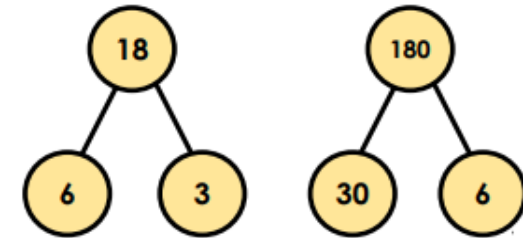
Multiplication Tables

$1 \times 6 = 6$	$2 \times 6 = 12$	$3 \times 6 = 18$	$4 \times 6 = 24$	$5 \times 6 = 30$	$6 \times 6 = 36$
$7 \times 6 = 42$	$8 \times 6 = 48$	$9 \times 6 = 54$	$10 \times 6 = 60$	$11 \times 6 = 66$	$12 \times 6 = 72$
$1 \times 7 = 7$	$2 \times 7 = 14$	$3 \times 7 = 21$	$4 \times 7 = 28$	$5 \times 7 = 35$	$6 \times 7 = 42$
$7 \times 7 = 49$	$8 \times 7 = 56$	$9 \times 7 = 63$	$10 \times 7 = 70$	$11 \times 7 = 77$	$12 \times 7 = 84$
$1 \times 9 = 9$	$2 \times 9 = 18$	$3 \times 9 = 27$	$4 \times 9 = 36$	$5 \times 9 = 45$	$6 \times 9 = 54$
$7 \times 9 = 63$	$8 \times 9 = 72$	$9 \times 9 = 81$	$10 \times 9 = 90$	$11 \times 9 = 99$	$12 \times 9 = 108$
$1 \times 11 = 11$	$2 \times 11 = 22$	$3 \times 11 = 33$	$4 \times 11 = 44$	$5 \times 11 = 55$	$6 \times 11 = 66$
$7 \times 11 = 77$	$8 \times 11 = 88$	$9 \times 11 = 99$	$10 \times 11 = 110$	$11 \times 11 = 121$	$12 \times 11 = 132$
$1 \times 12 = 12$	$2 \times 12 = 24$	$3 \times 12 = 36$	$4 \times 12 = 48$	$5 \times 12 = 60$	$6 \times 12 = 72$
$7 \times 12 = 84$	$8 \times 12 = 96$	$9 \times 12 = 108$	$10 \times 12 = 120$	$11 \times 12 = 132$	$12 \times 12 = 144$

Division Facts

$6 \div 6 = 1$	$12 \div 6 = 2$	$18 \div 6 = 3$	$24 \div 6 = 4$	$30 \div 6 = 5$	$36 \div 6 = 6$
$42 \div 6 = 7$	$48 \div 6 = 8$	$54 \div 6 = 9$	$60 \div 6 = 10$	$66 \div 6 = 11$	$72 \div 6 = 12$
$7 \div 7 = 1$	$14 \div 7 = 2$	$21 \div 7 = 3$	$28 \div 7 = 4$	$35 \div 7 = 5$	$42 \div 7 = 6$
$49 \div 7 = 7$	$56 \div 7 = 8$	$63 \div 7 = 9$	$70 \div 7 = 10$	$77 \div 7 = 11$	$84 \div 7 = 12$
$9 \div 9 = 1$	$18 \div 9 = 2$	$27 \div 9 = 3$	$36 \div 9 = 4$	$45 \div 9 = 5$	$54 \div 9 = 6$
$63 \div 9 = 7$	$72 \div 9 = 8$	$81 \div 9 = 9$	$90 \div 9 = 10$	$99 \div 9 = 11$	$108 \div 9 = 12$
$11 \div 11 = 1$	$22 \div 11 = 2$	$33 \div 11 = 3$	$44 \div 11 = 4$	$55 \div 11 = 5$	$66 \div 11 = 6$
$77 \div 11 = 7$	$88 \div 11 = 8$	$99 \div 11 = 9$	$110 \div 11 = 10$	$121 \div 11 = 11$	$132 \div 11 = 12$
$12 \div 12 = 1$	$24 \div 12 = 2$	$36 \div 12 = 3$	$48 \div 12 = 4$	$60 \div 12 = 5$	$72 \div 12 = 6$
$84 \div 12 = 7$	$96 \div 12 = 8$	$108 \div 12 = 9$	$120 \div 12 = 10$	$132 \div 12 = 11$	$144 \div 12 = 12$

Related Facts from Times Tables



$3 \times 6 = 18$	$6 \times 3 = 18$
$18 \div 3 = 6$	$18 \div 6 = 3$
$30 \times 6 = 180$	$60 \times 3 = 180$
$180 \div 30 = 6$	$180 \div 60 = 3$

Multiply Three Numbers

$$4 \times 3 \times 6 = 72$$



"I would solve this by multiplying 4 by 3, which is 12. Then, I multiply 12 by 6, which is 72."

"Because multiplication is commutative, you can multiply the numbers in any order and you will get the same answer."



$4 \times 3 \times 6 = 72$	$3 \times 6 \times 4 = 72$
$4 \times 6 \times 3 = 72$	$6 \times 4 \times 3 = 72$
$3 \times 4 \times 6 = 72$	$6 \times 3 \times 4 = 72$

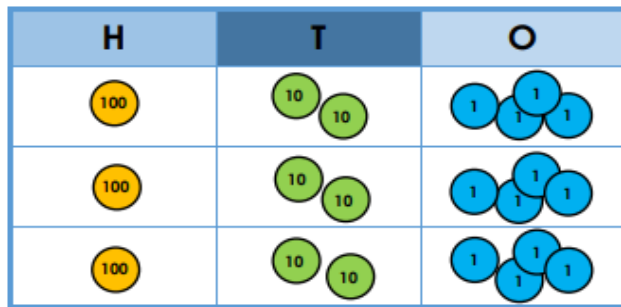


Year 4

YR4 MULTIPLICATION AND DIVISION KNOWLEDGE ORGANISER

Multiplication - Formal Written Method

Pupils begin by using place value counters to understand written multiplication:



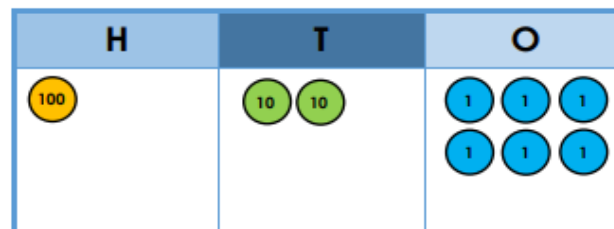
	1	2	4
x			3
	3	7	2

Pupils transfer this understanding to a formal written method.

Multiply each digit from the 3 digit number by the 1 digit number, starting with the ones. $4 \times 3 = 12$. Twelve ones cannot go in the ones column so exchange ten ones for one ten and place it into the tens column. Keep the 2 ones in the ones column. Then, multiply the tens digit by 3. The extra ten must be added; there are now 7 tens altogether. Finally, multiply the hundreds digit by 3 and put the answer in the hundreds column - 3 hundreds. The answer is 372.

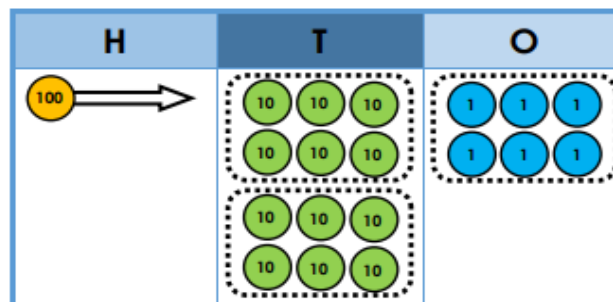
Division - Formal Written Method

Pupils begin by using place value counters to understand written division:



$126 \div 6$

Start with the hundreds column. As the 100 counter cannot be split into groups of 6, exchange it for 10 lots of 10 and put these counters into the tens column.



Then, put the 10s counters into as many equal groups of 6 as possible. We can now see that there are two groups of 6 tens. Next, put the ones counters into groups of 6. There is 1 group of 6 in total, making the answer 21.

Pupils transfer this understanding to a formal written method.

	0		
6	1	2	6

Start by looking at how many groups of 6 you can make with 1 hundred. You cannot make any complete groups of 6 so place a zero in the hundreds column. Then, exchange the 1 hundred for 10 tens so there are now 12 tens.

	0	2	
6	1	2	7

You can make two groups of 6 tens using 12 tens. Therefore, place 2 in the tens column.

	0	2	1
6	1	2	6

Finally, look at the ones digit. With 6 ones, you can make 1 group of 6 ones. This means that a 1 is placed in the ones column. The answer is 21.